

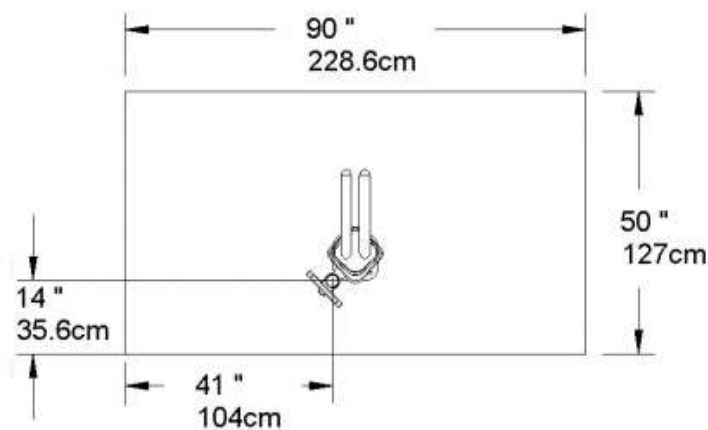
ULTIMATE BIKE REPAIR STATION




Product Specifications

- Tools securely attach by retractable braided stainless steel cables
- Large surface area for custom branding/signage; optional
- Long hose provides wide range of motion without touching the ground
- Impact and UV resistant front plate won't show wear and tear from pedal strikes
- ADA-compliant design


Recommended Setbacks




- Minimum of 41" from side of Deluxe Public Work Stand to wall or other objects
- Minimum of 14" from back of Deluxe Public Work Stand to wall
- Minimum of 60" from an adjoining street or cycle path




Thick-walled DOM tubing;
TIG welded to laser-cut steel;
stainless steel aircraft cable




Powder Coat



Installation hardware
included



2 year
warranty



Made in
the USA

Tools Included



- Philips & standard screwdrivers
- Steel core tire levers (2)
- Headset/pedal wrench
- 8/10mm cone wrench
- 9/11mm cone wrench
- Torx T-25
- Hex key set

Dimensions							
Model #	Description	Type of Mount	Weight	Length	Width	Height	Space Requirement
	Powder Coat	Flange	84 lbs.	10"	10"	55"	See Back